

**STATEMENT OF APPROPRIATIONS, ALLOTMENTS, OBLIGATIONS, DISBURSEMENTS AND BALANCES**

As of the Quarter Ending December 31, 2016

Department: Department of Social Welfare and Development

Agency : 22

Operating Unit : FIELD OFFICE VII

Organization Code (UACS): 20-000-000000-1

Funding Source Code: 101

Program/Activity/Project (P/A/P) and Account Title	Account Code	Appropriations			Allotments			Current	
		Authorized Appropriation	Adjustments (Transfer To/From, Realignment)	Adjusted Appropriations	Allotments Received	Transfer From	Adjusted Total Allotments	1st Quarter ending March 31	2nd Quarter ending June 30
1	2	3	4	5 = (3 + 4)	6	9	10 = ((6+(-)7)-8+9)	11	12
<b>1. AGENCY SPECIFIC BUDGET</b>									
General Administration and Support Services									
General Management & Supervision	100010000	23,882,000.00	-	23,882,000.00	23,882,000.00	14,583,240.12	38,465,240.12	175,522.78	19,260,068.76
PS		-	-	-	-	-	-	-	-
MOOE		4,530,000.00	-	4,530,000.00	4,530,000.00	-	-	-	17,526,914.95
CO		19,352,000.00	-	19,352,000.00	19,352,000.00	14,583,240.12	19,113,240.12	175,522.78	1,581,449.81
Sub-total, GASS	100010000	23,882,000.00	-	23,882,000.00	23,882,000.00	-	19,352,000.00	-	151,704.00
PS		23,882,000.00	-	23,882,000.00	23,882,000.00	14,583,240.12	38,465,240.12	175,522.78	19,260,068.76
MOOE		-	-	-	-	-	-	-	-
CO		4,530,000.00	-	4,530,000.00	4,530,000.00	14,583,240.12	19,113,240.12	175,522.78	17,526,914.95
Sub-total Support to Operations		19,352,000.00	-	19,352,000.00	19,352,000.00	-	19,352,000.00	-	1,581,449.81
Sub-total Support to Operations									151,704.00
SUPPORT TO OPERATIONS									
Information and Communication Technology									
Service Management	200010000	-	-	-	-	1,796,112.00	1,796,112.00	-	-
PS		-	-	-	-	-	-	-	-
MOOE		-	-	-	-	175,000.00	175,000.00	-	-
CO		-	-	-	-	1,451,112.00	1,451,112.00	-	-
Social Marketing Services	200020000	-	-	-	-	170,000.00	170,000.00	-	-
MOOE		-	-	-	-	12,000.00	12,000.00	-	12,000.00
Monitoring & Evaluation of BUB Projects	200030000	-	-	-	-	12,000.00	12,000.00	-	12,000.00
MOOE		-	-	-	-	5,459,096.03	5,459,096.03	201,929.91	4,412,902.84
Sub-total Support to Operations		-	-	-	-	5,459,096.03	5,459,096.03	201,929.91	4,412,902.84
PS		-	-	-	-	7,267,208.03	7,267,208.03	201,929.91	4,424,902.84
MOOE		-	-	-	-	175,000.00	175,000.00	-	-
CO		-	-	-	-	6,922,208.03	6,922,208.03	201,929.91	4,424,902.84
OPERATIONS						170,000.00	170,000.00	-	-
MFO 1: SOCIAL PROTECTION POLICY SERVICES	301000000	-	-	-	-	2,682,368.88	2,682,368.88	1,000.00	8,802.50
MOOE		-	-	-	-	2,682,368.88	2,682,368.88	1,000.00	8,802.50
Formulation and Development of Policies and Plans	301010000	-	-	-	-	1,155,737.00	1,155,737.00	1,000.00	5,252.50
MOOE		-	-	-	-	1,155,737.00	1,155,737.00	1,000.00	5,252.50

X	Current Year Appropriations
	Supplemental Appropriations
	Continuing Appropriations

Current Year Obligations			Disbursements					Balances
3rd Quarter ending Sept. 30	4th Quarter ending Dec. 31	Total	1st Quarter ending March 31	2nd Quarter ending June 30	3rd Quarter ending Sept. 30	4th Quarter ending Dec. 31	Total	Unobligated Allotment
13	14	15=(11+12+13+14)	16	17	18	19	20=(16+17+18+19)	22=(10-15)
6,493,422.04	4,468,911.66	30,397,925.24	175,522.78	1,064,478.06	4,814,428.05	24,067,033.93	30,121,462.82	8,067,314.88
238,100.00	(17,765,014.95)	-	-	599,216.68	-	-	599,216.68	-
2,648,122.04	12,065,363.80	16,470,458.43	175,522.78	413,557.38	2,590,081.46	13,238,882.16	16,418,043.78	2,642,781.69
3,607,200.00	10,168,562.81	13,927,466.81	-	51,704.00	2,224,346.59	10,828,151.77	13,104,202.36	5,424,533.19
6,493,422.04	4,468,911.66	30,397,925.24	175,522.78	1,064,478.06	4,814,428.05	24,067,033.93	30,121,462.82	8,067,314.88
238,100.00	(17,765,014.95)	-	-	599,216.68	-	-	599,216.68	-
2,648,122.04	12,065,363.80	16,470,458.43	175,522.78	413,557.38	2,590,081.46	13,238,882.16	16,418,043.78	2,642,781.69
3,607,200.00	10,168,562.81	13,927,466.81	-	51,704.00	2,224,346.59	10,828,151.77	13,104,202.36	5,424,533.19
391,965.00	1,356,236.19	1,748,201.19	-	-	391,965.00	130,655.00	522,620.00	47,910.81
-	175,000.00	175,000.00	-	-	-	-	-	-
391,965.00	1,021,106.19	1,413,071.19	-	-	391,965.00	130,655.00	522,620.00	38,040.81
-	160,130.00	160,130.00	-	-	-	-	-	9,870.00
-	-	12,000.00	-	871.00	-	435.50	1,306.50	-
-	-	12,000.00	-	871.00	-	435.50	1,306.50	-
591,005.14	253,258.14	5,459,096.03	199,366.19	1,257,756.77	2,357,854.66	(728,340.79)	3,086,636.83	-
591,005.14	253,258.14	5,459,096.03	199,366.19	1,257,756.77	2,357,854.66	(728,340.79)	3,086,636.83	-
982,970.14	1,609,494.33	7,219,297.22	199,366.19	1,258,627.77	2,749,819.66	(597,250.29)	3,610,563.33	47,910.81
-	175,000.00	175,000.00	-	-	-	-	-	-
982,970.14	1,274,364.33	6,884,167.22	199,366.19	1,258,627.77	2,749,819.66	(597,250.29)	3,610,563.33	38,040.81
-	160,130.00	160,130.00	-	-	-	-	-	9,870.00
775,987.57	1,390,000.76	2,175,790.83	-	8,802.50	-	122,628.46	131,430.96	506,578.05
775,987.57	1,390,000.76	2,175,790.83	-	8,802.50	-	122,628.46	131,430.96	506,578.05
640,516.57	460,079.50	1,106,848.57	-	5,252.50	208,952.45	71,401.65	285,606.60	48,888.43
640,516.57	460,079.50	1,106,848.57	-	5,252.50	208,952.45	71,401.65	285,606.60	48,888.43

Program/Activity/Project (P/A/P) and Account Title	Account Code	Appropriations			Allotments			Current	
		Authorized Appropriation	Adjustments (Transfer To/From, Realignment)	Adjusted Appropriations	Allotments Received	Transfer From	Adjusted Total Allotments	1st Quarter ending March 31	2nd Quarter ending June 30
1	2	3	4	5 = (3 + 4)	6	9	10 = ((6+(-)7)-8+9)	11	12
Social Technology Development and Enhancement	301020000	-	-	-	-	1,526,631.88	1,526,631.88	-	3,550.00
MOOE		-	-	-	-	1,526,631.88	1,526,631.88	-	3,550.00
MFO 2: SOCIAL PROTECTION SERVICES	302000000	843,624,000.00	-	843,624,000.00	843,624,000.00	1,752,023,793.11	2,595,647,793.11	343,712,087.02	496,725,324.24
PS		34,269,000.00	-	34,269,000.00	34,269,000.00	258,829,707.91	293,098,707.91	57,580,805.54	67,446,512.73
MOOE		809,355,000.00	-	809,355,000.00	809,355,000.00	1,456,657,723.50	2,266,012,723.50	283,011,153.28	424,308,023.91
FE		-	-	-	-	34,601,361.70	34,601,361.70	3,120,128.20	4,970,787.60
CO		-	-	-	-	1,935,000.00	1,935,000.00	-	-
Provision of Services for center-based clients	302010000	58,980,000.00	-	58,980,000.00	58,980,000.00	-	58,980,000.00	10,887,855.71	14,967,346.66
PS		25,761,000.00	-	25,761,000.00	25,761,000.00	-	25,761,000.00	4,337,937.21	5,630,185.19
MOOE		33,219,000.00	-	33,219,000.00	33,219,000.00	-	33,219,000.00	6,549,918.50	9,337,161.47
Assistance to Persons with Disability & Older Persons	302020000	-	-	-	-	435,845.00	435,845.00	25,600.00	-
MOOE		-	-	-	-	435,845.00	435,845.00	25,600.00	-
Assistance to Victims of Disaster and Natural Calamities	302030000	-	-	-	-	5,919,002.00	5,919,002.00	275,588.13	1,210,763.81
MOOE		-	-	-	-	5,919,002.00	5,919,002.00	275,588.13	1,210,763.81
Protective Services for Individuals and Families Esp. in Difficult Circumstances	302040000	-	-	-	-	405,449,362.20	405,449,362.20	6,765,957.57	44,967,025.52
MOOE		-	-	-	-	405,449,362.20	405,449,362.20	6,765,957.57	44,967,025.52
Pantawid Pamilya	302060000	-	-	-	-	553,133,057.05	553,133,057.05	67,911,273.83	86,186,365.18
PS		-	-	-	-	258,304,707.91	258,304,707.91	51,619,898.97	56,024,272.88
MOOE		-	-	-	-	260,226,987.44	260,226,987.44	13,171,246.66	25,191,304.70
FE		-	-	-	-	34,601,361.70	34,601,361.70	3,120,128.20	4,970,787.60
CO		-	-	-	-	-	-	-	-
Supplemental Feeding Program	302070000	296,796,000.00	-	296,796,000.00	296,796,000.00	79,040.00	296,875,040.00	1,516,923.66	153,638,900.83
MOOE		296,796,000.00	-	296,796,000.00	296,796,000.00	79,040.00	296,875,040.00	1,516,923.66	153,638,900.83
Recovery & Reintegration Program for Trafficked Persons	302080000	1,741,000.00	-	1,741,000.00	1,741,000.00	59,240.00	1,800,240.00	135,606.27	269,622.09
MOOE		1,741,000.00	-	1,741,000.00	1,741,000.00	59,240.00	1,800,240.00	135,606.27	269,622.09
Social Pension for Indigent Senior Citizens	302090000	432,025,000.00	-	432,025,000.00	432,025,000.00	109,615,810.23	541,640,810.23	176,751,552.98	124,628,352.94
PS		1,027,000.00	-	1,027,000.00	1,027,000.00	75,000.00	1,102,000.00	195,829.62	661,293.02
MOOE		430,998,000.00	-	430,998,000.00	430,998,000.00	107,605,810.23	538,603,810.23	176,555,723.36	123,967,059.92
CO		-	-	-	-	1,935,000.00	1,935,000.00	-	-
Sustainable Livelihood Program	302100000	54,082,000.00	-	54,082,000.00	54,082,000.00	677,332,436.63	731,414,436.63	79,441,728.87	70,856,947.21
PS		7,481,000.00	-	7,481,000.00	7,481,000.00	450,000.00	7,931,000.00	1,427,139.74	5,130,761.64
MOOE		46,601,000.00	-	46,601,000.00	46,601,000.00	676,882,436.63	723,483,436.63	78,014,589.13	65,726,185.57
Microenterprise Development	302100000	-	-	-	-	284,242,806.00	284,242,806.00	49,338,794.90	29,727,245.15
MOOE		-	-	-	-	284,242,806.00	284,242,806.00	49,338,794.90	29,727,245.15

Fiscal Year Obligations			Disbursements					Balances
3rd Quarter ending Sept. 30	4th Quarter ending Dec. 31	Total	1st Quarter ending March 31	2nd Quarter ending June 30	3rd Quarter ending Sept. 30	4th Quarter ending Dec. 31	Total	Unobligated Allotment
13	14	15=(11+12+13+14)	16	17	18	19	20=(16+17+18+19)	22=(10-15)
135,471.00	929,921.26	1,068,942.26	-	3,550.00	98,903.62	51,226.81	153,680.43	457,689.62
135,471.00	929,921.26	1,068,942.26	-	3,550.00	98,903.62	51,226.81	153,680.43	457,689.62
727,024,552.64	749,599,962.49	2,317,061,926.39	275,611,504.27	486,997,317.28	471,123,059.29	395,884,281.24	1,629,616,162.08	278,585,866.72
55,896,347.15	112,010,262.31	292,933,927.73	42,594,413.63	67,000,302.26	49,492,366.14	52,949,027.34	212,036,109.37	164,780.18
664,848,926.89	615,651,139.38	1,987,819,243.46	229,896,962.44	415,053,766.80	421,630,693.15	340,321,128.42	1,406,902,550.81	278,193,480.04
6,279,278.60	20,228,287.30	34,598,481.70	3,120,128.20	4,722,248.22	-	2,614,125.47	10,456,501.89	2,880.00
-	1,710,273.50	1,710,273.50	-	221,000.00	-	-	221,000.00	224,726.50
4,911,628.75	23,435,611.29	54,202,442.41	7,441,845.03	12,153,299.97	7,141,657.54	8,912,267.51	35,649,070.05	4,777,557.59
2,941,511.97	12,851,365.63	25,761,000.00	4,393,304.45	7,013,117.12	1,501,833.96	4,302,751.84	17,211,007.37	-
1,970,116.78	10,584,245.66	28,441,442.41	3,048,540.58	5,140,182.85	5,639,823.58	4,609,515.67	18,438,062.68	4,777,557.59
2,443.60	322,311.00	350,354.60	-	25,600.00	2,443.60	14,021.80	42,065.40	85,490.40
2,443.60	322,311.00	350,354.60	-	25,600.00	2,443.60	14,021.80	42,065.40	85,490.40
1,687,788.19	887,520.22	4,061,660.35	275,588.13	736,234.45	2,087,788.19	833,203.59	3,932,814.36	1,857,341.65
1,687,788.19	887,520.22	4,061,660.35	275,588.13	736,234.45	2,087,788.19	833,203.59	3,932,814.36	1,857,341.65
96,839,741.05	135,403,604.62	283,976,328.76	1,235,723.45	42,109,072.51	75,339,557.10	144,550,764.71	263,235,117.77	121,473,033.44
96,839,741.05	135,403,604.62	283,976,328.76	1,235,723.45	42,109,072.51	75,339,557.10	144,550,764.71	263,235,117.77	121,473,033.44
95,102,249.97	195,143,145.43	444,343,034.41	50,461,149.07	83,258,619.08	89,190,191.80	74,229,653.32	297,139,613.27	108,790,022.64
52,692,635.80	97,803,120.08	258,139,927.73	36,628,627.36	57,283,993.98	46,507,706.50	46,806,775.95	187,227,103.79	164,780.18
36,130,335.57	77,111,738.05	151,604,624.98	10,712,393.51	21,031,376.88	42,682,485.30	24,808,751.90	99,235,007.59	108,622,362.46
6,279,278.60	20,228,287.30	34,598,481.70	3,120,128.20	4,722,248.22	-	2,614,125.47	10,456,501.89	2,880.00
-	-	-	-	221,000.00	-	-	221,000.00	-
86,796,944.68	33,724,679.04	275,677,448.21	301,524.14	153,694,170.28	87,861,669.82	30,619,121.41	272,476,485.65	21,197,591.79
86,796,944.68	33,724,679.04	275,677,448.21	301,524.14	153,694,170.28	87,861,669.82	30,619,121.41	272,476,485.65	21,197,591.79
434,227.30	904,095.35	1,743,551.01	101,381.62	254,917.78	282,422.27	212,907.22	851,628.89	56,688.99
434,227.30	904,095.35	1,743,551.01	101,381.62	254,917.78	282,422.27	212,907.22	851,628.89	56,688.99
178,080,019.22	59,756,295.28	539,216,220.42	171,641,176.35	112,061,062.85	169,664,930.61	81,042,389.94	534,409,559.75	2,424,589.81
28,529.32	216,348.04	1,102,000.00	145,342.08	718,906.52	21,137.54	215,128.71	1,100,514.85	-
178,051,489.90	57,829,673.74	536,403,946.92	171,495,834.27	111,342,156.33	169,643,793.07	80,827,261.22	533,309,044.89	2,199,863.31
-	1,710,273.50	1,710,273.50	-	-	-	-	-	224,726.50
263,169,509.88	300,022,700.26	713,490,886.22	44,153,116.48	82,704,340.36	39,552,398.36	55,469,951.73	221,879,806.93	17,923,550.41
233,670.06	1,139,428.56	7,931,000.00	1,427,139.74	1,984,284.64	1,461,688.14	1,624,370.84	6,497,483.36	-
262,935,839.82	298,883,271.70	705,559,886.22	42,725,976.74	80,720,055.72	38,090,710.22	53,845,580.89	215,382,323.57	17,923,550.41
99,836,625.09	104,613,942.82	283,516,607.96	37,478,674.20	60,178,951.25	38,090,710.22	45,249,445.22	180,997,780.89	726,198.04
99,836,625.09	104,613,942.82	283,516,607.96	37,478,674.20	60,178,951.25	38,090,710.22	45,249,445.22	180,997,780.89	726,198.04

Program/Activity/Project (PIA/P) and Account Title	Account Code	Appropriations			Allotments			Current	
		Authorized Appropriation	Adjustments (Transfer To/From, Realignment)	Adjusted Appropriations	Allotments Received	Transfer From	Adjusted Total Allotments	1st Quarter ending March 31	2nd Quarter ending June 30
1	2	3	4	5 = (3 + 4)	6	9	10 = ((6+(-)7)-8+9)	11	12
<b>Employment Facilitation</b>	302100000	54,082,000.00	-	54,082,000.00	54,082,000.00	393,089,630.63	447,171,630.63	30,102,933.97	41,129,702.06
PS		7,481,000.00	-	7,481,000.00	7,481,000.00	450,000.00	7,931,000.00	1,427,139.74	5,130,761.64
MOOE		46,601,000.00	-	46,601,000.00	46,601,000.00	392,639,630.63	439,240,630.63	28,675,794.23	35,998,940.42
<b>MFO 3: CAPACITY BUILDING SERVICES</b>	303000000	39,752,000.00	-	39,752,000.00	39,752,000.00	244,114.20	39,996,114.20	9,295,931.83	10,556,935.49
PS		32,170,000.00	-	32,170,000.00	32,170,000.00	-	32,170,000.00	7,777,688.50	7,910,011.71
MOOE		7,582,000.00	-	7,582,000.00	7,582,000.00	244,114.20	7,826,114.20	1,518,243.33	2,646,923.78
Provision of technical/advisory assistance and other related support services	303010000	39,752,000.00	-	39,752,000.00	39,752,000.00	-	39,752,000.00	9,295,931.83	10,514,139.17
PS		32,170,000.00	-	32,170,000.00	32,170,000.00	-	32,170,000.00	7,777,688.50	7,910,011.71
MOOE		7,582,000.00	-	7,582,000.00	7,582,000.00	-	7,582,000.00	1,518,243.33	2,604,127.46
Provision of Capability Training Programs	303020000	-	-	-	-	244,114.20	244,114.20	-	42,796.32
MOOE		-	-	-	-	244,114.20	244,114.20	-	42,796.32
<b>MFO 4: REGULATORY SERVICES</b>	304000000	-	-	-	-	2,242,618.00	2,242,618.00	71,511.64	217,682.32
MOOE		-	-	-	-	2,242,618.00	2,242,618.00	71,511.64	217,682.32
Standard Setting, Licensing, Accreditation & Monitoring Services	304010000	-	-	-	-	2,242,618.00	2,242,618.00	71,511.64	217,682.32
MOOE		-	-	-	-	2,242,618.00	2,242,618.00	71,511.64	217,682.32
<b>Sub-total Operations</b>		883,376,000.00	-	883,376,000.00	883,376,000.00	1,757,192,894.19	2,640,568,894.19	353,080,530.49	507,508,744.55
PS		66,439,000.00	-	66,439,000.00	66,439,000.00	258,829,707.91	325,268,707.91	65,358,494.04	75,356,524.44
MOOE		816,937,000.00	-	816,937,000.00	816,937,000.00	1,461,826,824.58	2,278,763,824.58	284,601,908.25	427,181,432.51
FE		-	-	-	-	34,601,361.70	34,601,361.70	3,120,128.20	4,970,787.60
CO		-	-	-	-	1,935,000.00	1,935,000.00	-	-
<b>Total, Programs and Activities</b>		907,258,000.00	-	907,258,000.00	907,258,000.00	1,779,043,342.34	2,686,301,342.34	353,457,983.18	531,193,716.15
PS		66,439,000.00	-	66,439,000.00	66,439,000.00	259,004,707.91	325,443,707.91	65,358,494.04	92,883,439.39
MOOE		821,467,000.00	-	821,467,000.00	821,467,000.00	1,483,332,272.73	2,304,799,272.73	284,979,360.94	433,187,785.16
FE		-	-	-	-	34,601,361.70	34,601,361.70	3,120,128.20	4,970,787.60
CO		19,352,000.00	-	19,352,000.00	19,352,000.00	2,105,000.00	21,457,000.00	-	151,704.00
<b>Locally-Funded Projects</b>	400000000								
<b>Social Protection</b>	414000000								
<b>Family &amp; Children</b>	414040000								
Comprehensive Proj. for Street Children, Street Families & Ips - Esp. Badjaus	414040001	-	-	-	-	5,815,052.00	5,815,052.00	9,327.00	1,404,550.31
MOOE		-	-	-	-	5,815,052.00	5,815,052.00	9,327.00	1,404,550.31
<b>Poverty Reduction</b>	414080000	3,461,000.00	-	3,461,000.00	3,461,000.00	8,797,026.00	12,258,026.00	685,200.70	3,914,039.78
PS		2,811,000.00	-	2,811,000.00	2,811,000.00	-	2,811,000.00	569,869.20	1,982,836.72
MOOE		650,000.00	-	650,000.00	650,000.00	8,797,026.00	9,447,026.00	115,331.50	1,931,203.06
National Household Targeting System for Poverty Reduction	414080002	3,461,000.00	-	3,461,000.00	3,461,000.00	697,026.00	4,158,026.00	685,200.70	2,414,039.78
PS		2,811,000.00	-	2,811,000.00	2,811,000.00	-	2,811,000.00	569,869.20	1,982,836.72
MOOE		650,000.00	-	650,000.00	650,000.00	697,026.00	1,347,026.00	115,331.50	431,203.06

Fiscal Year Obligations			Disbursements					Balances
3rd Quarter ending Sept. 30	4th Quarter ending Dec. 31	Total	1st Quarter ending March 31	2nd Quarter ending June 30	3rd Quarter ending Sept. 30	4th Quarter ending Dec. 31	Total	Unobligated Allotment
13	14	15=(11+12+13+14)	16	17	18	19	20=(16+17+18+19)	22=(10-15)
163,332,884.79	195,408,757.44	429,974,278.26	6,674,442.28	22,525,389.11	39,552,398.36	22,917,409.92	91,669,639.67	17,197,352.37
233,670.06	1,139,428.56	7,931,000.00	1,427,139.74	1,984,284.64	1,461,688.14	1,624,370.84	6,497,483.36	-
163,099,214.73	194,269,328.88	422,043,278.26	5,247,302.54	20,541,104.47	38,090,710.22	21,293,039.08	85,172,156.31	17,197,352.37
9,894,668.46	9,012,584.49	38,760,120.27	8,454,106.89	5,442,705.22	-	7,770,773.83	21,667,585.94	1,235,993.93
8,689,568.37	7,706,028.71	32,083,297.29	7,637,097.18	3,664,890.21	-	6,750,643.17	18,052,630.56	86,702.71
1,205,100.09	1,306,555.78	6,676,822.98	817,009.71	1,777,815.01	-	1,020,130.66	3,614,955.38	1,149,291.22
9,837,640.36	8,922,965.21	38,570,676.57	8,454,106.89	5,424,708.89	11,584,655.22	7,739,057.37	30,567,815.28	1,181,323.43
8,689,568.37	7,706,028.71	32,083,297.29	7,637,097.18	3,664,890.21	8,949,942.13	6,750,643.17	27,002,572.69	86,702.71
1,148,071.99	1,216,936.50	6,487,379.28	817,009.71	1,759,818.68	2634713.09-1000000	988,414.19	3,565,242.59	1,094,620.72
57,028.10	89,619.28	189,443.70	-	17,996.33	45,436.60	31,716.47	95,149.40	54,670.50
57,028.10	89,619.28	189,443.70	-	17,996.33	45,436.60	31,716.47	95,149.40	54,670.50
509,355.89	919,264.78	1,717,814.63	71,511.64	289,226.59	-	214,957.37	575,695.60	524,803.37
509,355.89	919,264.78	1,717,814.63	71,511.64	289,226.59	-	214,957.37	575,695.60	524,803.37
509,355.89	919,264.78	1,717,814.63	71,511.64	289,226.59	284,133.88	214,957.37	859,829.48	524,803.37
509,355.89	919,264.78	1,717,814.63	71,511.64	289,226.59	284,133.88	214,957.37	859,829.48	524,803.37
738,204,564.56	760,921,812.52	2,359,715,652.12	284,137,122.80	492,738,051.59	471,123,059.29	403,992,640.90	1,651,990,874.58	280,853,242.07
64,585,915.52	119,716,291.02	325,017,225.02	50,231,510.81	70,665,192.47	49,492,366.14	59,699,670.52	230,088,739.94	251,482.89
667,339,370.44	619,266,960.70	1,998,389,671.90	230,785,483.79	417,129,610.90	421,630,693.15	341,678,844.91	1,411,224,632.75	280,374,152.68
6,279,278.60	20,228,287.30	34,598,481.70	3,120,128.20	4,722,248.22	-	2,614,125.47	10,456,501.89	2,880.00
-	1,710,273.50	1,710,273.50	-	221,000.00	-	-	221,000.00	224,726.50
745,680,956.74	767,000,218.51	2,397,332,874.58	284,512,011.77	495,061,157.42	478,687,307.00	427,462,424.54	1,685,722,900.73	288,968,467.76
64,824,015.52	102,126,276.07	325,192,225.02	50,231,510.81	71,264,409.15	49,492,366.14	59,699,670.52	230,687,956.62	251,482.89
670,970,462.62	632,606,688.83	2,021,744,297.55	231,160,372.76	418,801,796.05	426,970,594.27	354,320,476.78	1,431,253,239.86	283,054,975.18
6,279,278.60	20,228,287.30	34,598,481.70	3,120,128.20	4,722,248.22	-	2,614,125.47	10,456,501.89	2,880.00
3,607,200.00	12,038,966.31	15,797,870.31	-	272,704.00	2,224,346.59	10,828,151.77	13,325,202.36	5,659,129.69
1,367,398.95	2,084,602.37	4,865,878.63	9,696.00	2,519,381.00	252,162.57	927,079.86	3,708,319.43	949,173.37
1,367,398.95	2,084,602.37	4,865,878.63	9,696.00	2,519,381.00	252,162.57	927,079.86	3,708,319.43	949,173.37
4,028,905.57	3,441,264.39	12,069,410.44	515,051.50	2,503,411.73	-	2,931,126.59	5,949,589.82	188,615.56
88,094.46	170,199.62	2,811,000.00	427,962.00	1,982,836.72	-	169,988.20	2,580,786.92	-
3,940,811.11	3,271,064.77	9,258,410.44	87,089.50	520,575.01	-	2,761,138.39	3,368,802.90	188,615.56
428,905.57	441,264.39	3,969,410.44	515,051.50	2,054,727.29	726,926.40	389,401.73	3,686,106.92	188,615.56
88,094.46	170,199.62	2,811,000.00	427,962.00	1,982,836.72	227,665.87	169,988.20	2,808,452.79	-
340,811.11	271,064.77	1,158,410.44	87,089.50	71,890.57	499,260.53	219,413.53	877,654.13	188,615.56


Program/Activity/Project (P/A/P) and Account Title	Account Code	Appropriations			Allotments			Current	
		Authorized Appropriation	Adjustments (Transfer To/From, Realignment)	Adjusted Appropriations	Allotments Received	Transfer From	Adjusted Total Allotments	1st Quarter ending March 31	2nd Quarter ending June 30
1	2	3	4	5 = (3 + 4)	6	9	10 = ((6+(-)7)-8+9)	11	12
Implementation of Various Prog./Proj. for LGUs	414080003	-	-	-	-	8,100,000.00	8,100,000.00	-	1,500,000.00
MOOE		-	-	-	-	8,100,000.00	8,100,000.00	-	1,500,000.00
Peace and Development	414110000	-	-	-	-	10,141,875.00	10,141,875.00	-	1,151,645.48
MOOE		-	-	-	-	9,941,875.00	9,941,875.00	-	1,151,645.48
CO		-	-	-	-	200,000.00	200,000.00	-	-
Implementation and Monitoring of PAMANA - DSWD/LGU Led Livelihood	414110002	-	-	-	-	10,141,875.00	10,141,875.00	-	1,151,645.48
MOOE		-	-	-	-	9,941,875.00	9,941,875.00	-	1,151,645.48
CO		-	-	-	-	200,000.00	200,000.00	-	-
Sub-total, Locally-Funded Projects		3,461,000.00	-	3,461,000.00	3,461,000.00	24,753,953.00	28,214,953.00	694,527.70	6,470,235.57
PS		2,811,000.00	-	2,811,000.00	2,811,000.00	-	2,811,000.00	569,869.20	1,982,836.72
MOOE		650,000.00	-	650,000.00	650,000.00	24,553,953.00	25,203,953.00	124,658.50	4,487,398.85
CO		-	-	-	-	200,000.00	200,000.00	-	-
SUB-TOTAL, AGENCY SPECIFIC BUDGET		910,719,000.00	-	910,719,000.00	910,719,000.00	1,803,797,295.34	2,714,516,295.34	354,152,510.88	537,663,951.72
PS		69,250,000.00	-	69,250,000.00	69,250,000.00	259,004,707.91	328,254,707.91	65,928,363.24	94,866,276.11
MOOE		822,117,000.00	-	822,117,000.00	822,117,000.00	1,507,886,225.73	2,330,003,225.73	285,104,019.44	437,675,184.01
FE		-	-	-	-	34,601,361.70	34,601,361.70	3,120,128.20	4,970,787.60
CO		19,352,000.00	-	19,352,000.00	19,352,000.00	2,305,000.00	21,657,000.00	-	151,704.00
II. AUTOMATIC APPROPRIATIONS		-	5,189,127.05	5,189,127.05	4,909,127.05	-	4,909,127.05	1,054,934.77	1,313,610.17
SUB-TOTAL, AUTOMATIC APPROPRIATIONS		-	5,189,127.05	5,189,127.05	4,909,127.05	-	4,909,127.05	1,054,934.77	1,313,610.17
PS		-	5,189,127.05	5,189,127.05	4,909,127.05	-	4,909,127.05	1,054,934.77	1,313,610.17
III. SPECIAL PURPOSE FUNDS		-	-	-	-	-	-	-	-
1. Miscellaneous Personnel Benefits Fund		-	32,828,900.56	32,828,900.56	32,828,900.56	-	32,828,900.56	-	23,197,218.95
PS		-	32,828,900.56	32,828,900.56	32,828,900.56	-	32,828,900.56	-	23,197,218.95
SALARY INCREASE		-	2,542,000.00	2,542,000.00	2,542,000.00	-	2,542,000.00	-	2,542,000.00
PS		-	2,542,000.00	2,542,000.00	2,542,000.00	-	2,542,000.00	-	2,542,000.00
MIDYEAR BONUS		-	3,128,304.00	3,128,304.00	3,128,304.00	-	3,128,304.00	-	3,128,304.00
PS		-	3,128,304.00	3,128,304.00	3,128,304.00	-	3,128,304.00	-	3,128,304.00
MIDYEAR BONUS - CASUAL/CONTRACTUAL		-	20,193,596.56	20,193,596.56	20,193,596.56	-	20,193,596.56	-	17,526,914.95
PS		-	20,193,596.56	20,193,596.56	20,193,596.56	-	20,193,596.56	-	17,526,914.95
Performance Based Bonus		-	5,628,000.00	5,628,000.00	5,628,000.00	-	5,628,000.00	-	-
PS		-	5,628,000.00	5,628,000.00	5,628,000.00	-	5,628,000.00	-	-
PEI - Casual/Contractual		-	1,337,000.00	1,337,000.00	1,337,000.00	-	1,337,000.00	-	-
PS		-	1,337,000.00	1,337,000.00	1,337,000.00	-	1,337,000.00	-	-
4. Calamity Fund		-	-	-	-	311,072,010.00	311,072,010.00	-	225,255,544.40
MOOE		-	-	-	-	311,072,010.00	311,072,010.00	-	225,255,544.40

Fiscal Year Obligations			Disbursements					Balances
3rd Quarter ending Sept. 30	4th Quarter ending Dec. 31	Total	1st Quarter ending March 31	2nd Quarter ending June 30	3rd Quarter ending Sept. 30	4th Quarter ending Dec. 31	Total	Unobligated Allotment
13	14	15=(11+12+13+14)	16	17	18	19	20=(16+17+18+19)	22=(10-15)
3,600,000.00	3,000,000.00	8,100,000.00	-	448,684.44	4,634,765.27	2,541,724.86	7,625,174.57	-
3,600,000.00	3,000,000.00	8,100,000.00	-	448,684.44	4,634,765.27	2,541,724.86	7,625,174.57	-
800,828.34	7,778,089.61	9,730,563.43	-	-	-	375,885.96	375,885.96	411,311.57
600,828.34	7,778,089.61	9,530,563.43	-	-	-	375,885.96	375,885.96	411,311.57
200,000.00	-	200,000.00	-	-	-	-	-	-
800,828.34	7,778,089.61	9,730,563.43	-	-	1,127,657.89	375,885.96	1,503,543.85	411,311.57
600,828.34	7,778,089.61	9,530,563.43	-	-	1,127,657.89	375,885.96	1,503,543.85	411,311.57
200,000.00	-	200,000.00	-	-	-	-	-	-
6,197,132.86	13,303,956.37	26,665,852.50	524,747.50	5,022,792.73	252,162.57	4,234,092.41	10,033,795.21	1,549,100.50
88,094.46	170,199.62	2,811,000.00	427,962.00	1,982,836.72	-	169,988.20	2,580,786.92	-
5,909,038.40	13,133,756.75	23,654,852.50	96,785.50	3,039,956.01	252,162.57	4,064,104.21	7,453,008.29	1,549,100.50
200,000.00	-	200,000.00	-	-	-	-	-	-
751,878,089.60	780,304,174.88	2,423,998,727.08	285,036,759.27	500,083,950.15	478,939,469.57	431,696,516.94	1,695,756,695.93	290,517,568.26
64,912,109.98	102,296,475.69	328,003,225.02	50,659,472.81	73,247,245.87	49,492,366.14	59,869,658.71	233,268,743.53	251,482.89
676,879,501.02	645,740,445.58	2,045,399,150.05	231,257,158.26	421,841,752.06	427,222,756.84	358,384,580.99	1,438,706,248.15	284,604,075.68
6,279,278.60	20,228,287.30	34,598,481.70	3,120,128.20	4,722,248.22	-	2,614,125.47	10,456,501.89	2,880.00
3,807,200.00	12,038,966.31	15,997,870.31	-	272,704.00	2,224,346.59	10,828,151.77	13,325,202.36	5,659,129.69
1,245,965.80	1,294,616.31	4,909,127.05	1,054,934.77	1,313,610.17	1,245,965.80	811,503.58	4,426,014.32	-
1,245,965.80	1,294,616.31	4,909,127.05	1,054,934.77	1,313,610.17	1,245,965.80	811,503.58	4,426,014.32	-
238,100.00	8,993,092.05	32,428,411.00	-	5,670,304.00	-	-	5,670,304.00	400,489.56
238,100.00	8,993,092.05	32,428,411.00	-	5,670,304.00	-	-	5,670,304.00	400,489.56
-	-	2,542,000.00	-	3,128,304.00	-	-	3,128,304.00	-
-	-	2,542,000.00	-	3,128,304.00	-	-	3,128,304.00	-
-	-	3,128,304.00	-	2,542,000.00	-	-	2,542,000.00	-
-	-	3,128,304.00	-	2,542,000.00	-	-	2,542,000.00	-
238,100.00	2,428,581.61	20,193,596.56	-	-	-	-	-	-
238,100.00	2,428,581.61	20,193,596.56	-	-	-	-	-	-
-	5,324,946.73	5,324,946.73	-	-	-	-	-	303,053.27
-	5,324,946.73	5,324,946.73	-	-	-	-	-	303,053.27
-	1,239,563.71	1,239,563.71	-	-	-	-	-	97,436.29
-	1,239,563.71	1,239,563.71	-	-	-	-	-	97,436.29
12,891,944.80	52,196,618.42	290,344,107.62	-	204,139,856.82	12,891,944.80	47,343,933.87	264,375,735.49	20,727,902.38
12,891,944.80	52,196,618.42	290,344,107.62	-	204,139,856.82	12,891,944.80	47,343,933.87	264,375,735.49	20,727,902.38



Program/Activity/Project (P/A/P) and Account Title	Account Code	Appropriations			Allotments			Current	
		Authorized Appropriation	Adjustments (Transfer To/From, Realignment)	Adjusted Appropriations	Allotments Received	Transfer From	Adjusted Total Allotments	1st Quarter ending March 31	2nd Quarter ending June 30
1	2	3	4	5 = (3 + 4)	6	9	10 = ((6+(-)7)-8+9)	11	12
SARO #BMB-B-16-0009991 dtd Apr 13, 2016		-	-	-	-	267,085,920.00	267,085,920.00	-	225,255,544.40
MOOE		-	-	-	-	267,085,920.00	267,085,920.00	-	225,255,544.40
SARO #BMB-B-16-0011767 dtd Apr 27, 2016		-	-	-	-	3,463,090.00	3,463,090.00	-	-
MOOE		-	-	-	-	3,463,090.00	3,463,090.00	-	-
SARO #BMB-B-16-0017108 dtd May 24, 2016		-	-	-	-	15,423,000.00	15,423,000.00	-	-
MOOE		-	-	-	-	15,423,000.00	15,423,000.00	-	-
SARO# BMB-B-16-0030615 dtd. November 7, 2016		-	-	-	-	25,100,000.00	25,100,000.00	-	-
MOOE		-	-	-	-	25,100,000.00	25,100,000.00	-	-
<b>SUB-TOTAL, SPECIAL PURPOSE FUND</b>		-	32,828,900.56	32,828,900.56	32,828,900.56	311,072,010.00	343,900,910.56	-	248,452,763.35
PS		-	32,828,900.56	32,828,900.56	32,828,900.56	-	32,828,900.56	-	23,197,218.95
MOOE		-	-	-	-	311,072,010.00	311,072,010.00	-	225,255,544.40
<b>GRAND TOTAL</b>		910,719,000.00	38,018,027.61	948,737,027.61	948,457,027.61	2,114,869,305.34	3,063,326,332.95	355,207,445.65	787,430,325.24
PS		69,250,000.00	38,018,027.61	107,268,027.61	106,988,027.61	259,004,707.91	365,992,735.52	66,983,298.01	119,377,105.23
MOOE		822,117,000.00	-	822,117,000.00	822,117,000.00	1,818,958,235.73	2,641,075,235.73	285,104,019.44	662,930,728.41
FE		-	-	-	-	34,601,361.70	34,601,361.70	3,120,128.20	4,970,787.60
CO		19,352,000.00	-	19,352,000.00	19,352,000.00	2,305,000.00	21,657,000.00	-	151,704.00
<b>Recapitulation by MFO</b>		883,376,000.00	-	883,376,000.00	883,376,000.00	1,757,192,894.19	2,640,568,894.19	353,080,530.49	507,508,744.55
MFO 1		-	-	-	-	2,682,368.88	2,682,368.88	1,000.00	8,802.50
MFO 2		843,624,000.00	-	843,624,000.00	843,624,000.00	1,752,023,793.11	2,595,647,793.11	343,712,087.02	496,725,324.24
MFO 3		39,752,000.00	-	39,752,000.00	39,752,000.00	244,114.20	39,996,114.20	9,295,931.83	10,556,935.49
MFO 4		-	-	-	-	2,242,618.00	2,242,618.00	71,511.64	217,682.32


Prepared by:

  
**RHEALYN B. TANLANGIT**  
 Administrative Officer ii


Certified Correct:

  
**GENARA A. BURLAT**  
 Administrative Officer V / Budget Officer

Certified Correct:

  
**LOUIE RAY C. VILLARIN, CPA**  
 Accountant II

Approved by:

  
**MA. EVELYN B. MACAPOBRE, CESO III**  
 Director IV

For the Regional Director:


  
**HERMINIA L. CABAUG**  
 OIC-Assistant Regional Director for Administration

Fiscal Year Obligations			Disbursements					Balances
3rd Quarter ending Sept. 30	4th Quarter ending Dec. 31	Total	1st Quarter ending March 31	2nd Quarter ending June 30	3rd Quarter ending Sept. 30	4th Quarter ending Dec. 31	Total	Unobligated Allotment
13	14	15=(11+12+13+14)	16	17	18	19	20=(16+17+18+19)	22=(10-15)
10,225,694.80	26,622,769.62	262,104,008.82	-	204,139,856.82	10,225,694.80	46,455,183.87	260,820,735.49	4,981,911.18
10,225,694.80	26,622,769.62	262,104,008.82	-	204,139,856.82	10,225,694.80	46,455,183.87	260,820,735.49	4,981,911.18
116,250.00	1,236,060.00	1,352,310.00	-	-	116,250.00	38,750.00	155,000.00	2,110,780.00
116,250.00	1,236,060.00	1,352,310.00	-	-	116,250.00	38,750.00	155,000.00	2,110,780.00
2,550,000.00	4,539,267.60	7,089,267.60	-	-	2,550,000.00	850,000.00	3,400,000.00	8,333,732.40
2,550,000.00	4,539,267.60	7,089,267.60	-	-	2,550,000.00	850,000.00	3,400,000.00	8,333,732.40
-	19,798,521.20	19,798,521.20	-	-	-	-	-	5,301,478.80
-	19,798,521.20	19,798,521.20	-	-	-	-	-	5,301,478.80
13,130,044.80	61,189,710.47	322,772,518.62	-	209,810,160.82	12,891,944.80	47,343,933.87	270,046,039.49	21,128,391.94
238,100.00	8,993,092.05	32,428,411.00	-	5,670,304.00	-	-	5,670,304.00	400,489.56
12,891,944.80	52,196,618.42	290,344,107.62	-	204,139,856.82	12,891,944.80	47,343,933.87	264,375,735.49	20,727,902.38
766,254,100.20	842,788,501.66	2,751,680,372.75	286,091,694.04	711,207,721.14	493,077,380.17	479,851,954.40	1,970,228,749.75	311,645,960.20
66,396,175.78	112,584,184.05	365,340,763.07	51,714,407.58	80,231,160.04	50,738,331.94	60,681,162.29	243,365,061.85	651,972.45
689,771,445.82	697,937,064.00	2,335,743,257.67	231,257,158.26	625,981,608.88	440,114,701.64	405,728,514.86	1,703,081,983.64	305,331,978.06
6,279,278.60	20,228,287.30	34,598,481.70	3,120,128.20	4,722,248.22	-	2,614,125.47	10,456,501.89	2,880.00
3,807,200.00	12,038,966.31	15,997,870.31	-	272,704.00	2,224,346.59	10,828,151.77	13,325,202.36	5,659,129.69
738,204,564.56	760,921,812.52	2,359,715,652.12	284,137,122.80	492,738,051.59	471,123,059.29	403,992,640.90	1,651,990,874.58	280,853,242.07
775,987.57	1,390,000.76	2,175,790.83	-	8,802.50	-	122,628.46	131,430.96	506,578.05
727,024,552.64	749,599,962.49	2,317,061,926.39	275,611,504.27	486,997,317.28	471,123,059.29	395,884,281.24	1,629,616,162.08	278,585,866.72
9,894,668.46	9,012,584.49	38,760,120.27	8,454,106.89	5,442,705.22	-	7,770,773.83	21,667,585.94	1,235,993.93
509,355.89	919,264.78	1,717,814.63	71,511.64	289,226.59	-	214,957.37	575,695.60	524,803.37


Prepared by:

  
**RHEALYN B. TANLANGIT**  
 Administrative Officer II

Certified Correct:

  
**GENARA A. BURLAT**  
 Administrative Officer V / Budget Officer

Certified Correct:

  
**LOUIE RAY C. VILLARIN, CPA**  
 Accountant III

Approved by:

**MA. EVELYN B. MACAPOBRE, CESO III**  
 Director IV

For the Regional Director:

  
**HERMINIA L. ENABANG**  
 OIC-Assistant Regional Director for Administration